


VORTICE LOUNGE SINGLE SIDED


A SINGLE SIDED MODULAR SYSTEM FEATURING HIGH DENSITY FOAM AND TIMBER FRAME. BASE MODULES SHOWN BELOW (RIGHT) AND PAIRED TOGETHER (LEFT).



Three outward and three inward base modules
in Gravity Slate and back in Tessuto Carbone



Outward base module (left) and
inward base module (right)




VORTICE SINGLE SIDED MODULES:

INWARD MODULE: [VORSSI](#)

OUTWARD MODULE: [VORSSO](#)


DIMENSIONS FOR SINGLE SIDED MODULE
(SEAT 450 H)

720 H X 1150 W X 650 D



VORTICE LOUNGE DOUBLE SIDED

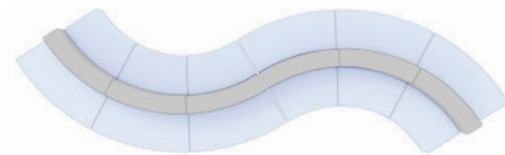

A DOUBLE SIDED MODULAR SYSTEM FEATURING HIGH DENSITY FOAM AND TIMBER FRAME. BASE MODULES SHOWN BELOW (RIGHT) AND PAIRED TOGETHER (LEFT).



Six inward base modules with large ottomans in Gravity Slate and back in Tessuto Carbone



Inward base module with large ottoman



VORTICE DOUBLE SIDED MODULES

INWARD MODULE WITH LARGE OTTOMAN: [VORDSI](#)

OUTWARD MODULE WITH SMALL OTTOMAN: [VORDSO](#)

DIMENSIONS FOR DOUBLE SIDED MODULE

(SEAT 450 H)

720 H X 1150 W X 1130 D

